

# Cub Scout Den Meeting Outline

Month: **April**

Week: **1**

Point of the Scout Law: **Thrifty**

	Tiger	Wolf	Bear	Webelos	Arrow of Light
Before the Meeting	Gather materials for gathering and other activities, games and have home assignments (if any) ready.	Gather materials for gathering and other activities, games and have home assignments (if any) ready.	Gather materials for gathering and other activities, games and have home assignments (if any) ready.	Gather materials for gathering and other activities, games and have home assignments (if any) ready.	Gather materials for gathering and other activities, games and have home assignments (if any) ready.
Gathering	Outdoor Code Puzzles				
Opening	Outdoor Code Opening				
Discussion	The Four Cs Discussion				
Activity	Drawing the Outdoor Code				
Business items/Take home	None	Paws on the Path 5	Bear Necessities 4	None	None
Closing	Leave No Trace Principles for Kids Closing				
After the meeting					

**Materials:**

Gathering: copies of puzzles (2 versions), scissors

Opening: flag, cards

Discussion: 4 C word cards

Project/Activity: blank paper, crayons/markers

Closing: cards

Home assignments: See home assignment sheets

Advancement:

Tiger - Tigers in the Wild 3a, 3b

Wolf – Call of the Wild 3a, 3b ; Paws on the Path 4, 5

Bear – Bear Necessities 4


Webelos – Webelos Walkabout 3

Arrow of Light – Outdoorsman 4

# Outdoor Code Puzzle Instructions

## Materials:

copies of puzzles (separate ones for Tiger/Wolf/Bear and Webelos)  
scissors  
envelope (for storing pieces)



## Instructions:

Distribute scissors and puzzles to cut out.

Have Cub Scouts cut out the puzzle out of the extra paper and then cut out the pieces on the lines. The envelope can be used to hold the puzzle pieces.

Once the Outdoor Code puzzle is cut out, they can see how quickly they can put their puzzle together and build the Outdoor Code.

## **The Outdoor Code**

**As an American, I will do my best to -**

**Be clean in my outdoor manners,**

**Be careful with fire,**

**Be considerate in the outdoors, and**

**Be conservation minded.**

## **The Outdoor Code**

**As an American, I will do my best to -**

**Be clean in my outdoor manners,**

**Be careful with fire,**

**Be considerate in the outdoors, and**

**Be conservation minded.**

# Outdoor Code Opening

**Materials:**

Small posters with pictures on representing each part of the Outdoor Code.

**Cubmaster or Den leader:**

As an American I will do my best to -

**Cub Scout #1:** Be clean in my outdoor manners.

**Cub Scout #2:** Be careful with fire.

**Cub Scout #3:** Be considerate in the outdoors.

**Cub Scout #4:** Be conservation-minded.

**Cubmaster or Den leader:**

[Have Cub Scout repeat each line]

Cub Scouts, this is the Outdoor Code. Say each line together after I say it.

As an American, I will do my best to –

Be clean in my outdoor manners.

Be careful with fire.

Be considerate in the outdoors.


Be conservation minded.

Now let's say together the Pledge of Allegiance.



## **Cub Scout #1:**

Be clean in my outdoor manners.





## **Cub Scout #2:**

Be careful with fire.



## **Cub Scout #3:**

Be considerate in the outdoors.



## **Cub Scout #4:**

Be conservation-minded.

# The Four Cs Discussion

## Materials:

4 C words (Clean, Careful, Considerate, Conservation-minded) printed on paper

## Instructions:

1. Have Cub Scouts sit in a circle on the floor.
2. Tell the boys that today we're going to work on memorizing the OUTDOOR code. It is important that they remember that it is called the OUTDOOR code.
3. First off, run through the 4 C words in the Outdoor Code – clean, careful, considerate and conservation-minded. Show the small signs if needed. Say it again. Have them join you and have everyone say it together – many times. **“Clean, careful, considerate, conservation-minded.”** Have them say it as a group several times without using the cards.
4. Since we are learning the Outdoor Code it's really easy to add after the word clean, “in my outdoor manners” and after considerate we add, “in the outdoors.” Have the group say, the 4 C words, but add “in my outdoor manners” after clean and “in the outdoors” after considerate.
5. Now, go around the circle and have each boy say just the four words. If they aren't perfect, that's OK, we're going to keep trying.
6. Now we'll add the first part of the Outdoor Code. It's kind of like the Scout Oath. It goes, “As an American, I will do my best to...” Let's say those 4 C words together again. Then say them with the beginning added and with the “in my outdoor manners” added.
7. How fast can we say those 4 words? “Clean, careful, considerate, conservation-minded.” Say them again.
8. In the outdoors, what is something that we need to be careful with? Fire! So we add “with fire” after the word careful. Say it now together...

“As an American, I will do my best to...

Be clean in my outdoor manners.

Be careful with fire.

Be considerate in my outdoor manners and

Be conservation-minded.”

Say the Outdoor Code several times as a group and then ask “Who wants to say the Outdoor Code?” Go around the circle and give them each a chance to say it by themselves.

---

**Clean**

**Careful**



**Considerate**

**Conservation  
-minded**

# Drawing the Outdoor Code


## Materials:

Manila paper or copier paper for each Cub Scout

Markers/crayons

## Instructions:

1. Pass out paper and markers/crayons to the Cub Scouts.
2. Explain to the Cub Scouts to fold their papers in half – to divide the paper into two sections on each side of the paper. They can number each section 1-4.
3. In section 1, have them draw what they think “Be clean in my outdoor manners” means.
4. In section 2, have them draw what they think “Be careful with fire” means.
5. In section 3, have them draw what they think “Be considerate in the outdoors” means.
6. In section 4, have them draw what they think “Be conservation-minded” means.
7. Have them each share why they drew what they drew in each section.



## Leave No Trace Pledge Closing

### Materials:

Leave No Trace closing cards

Six Cub Scouts to hold cards and read the cards

**Cubmaster:** I promise to practice the Leave No Trace Principles for Kids wherever I go:

**Cub Scout #1:** Know Before You Go

**Cub Scout #2:** Choose the Right Path

**Cub Scout #3:** Trash Your Trash

**Cub Scout #4:** Leave What You Find

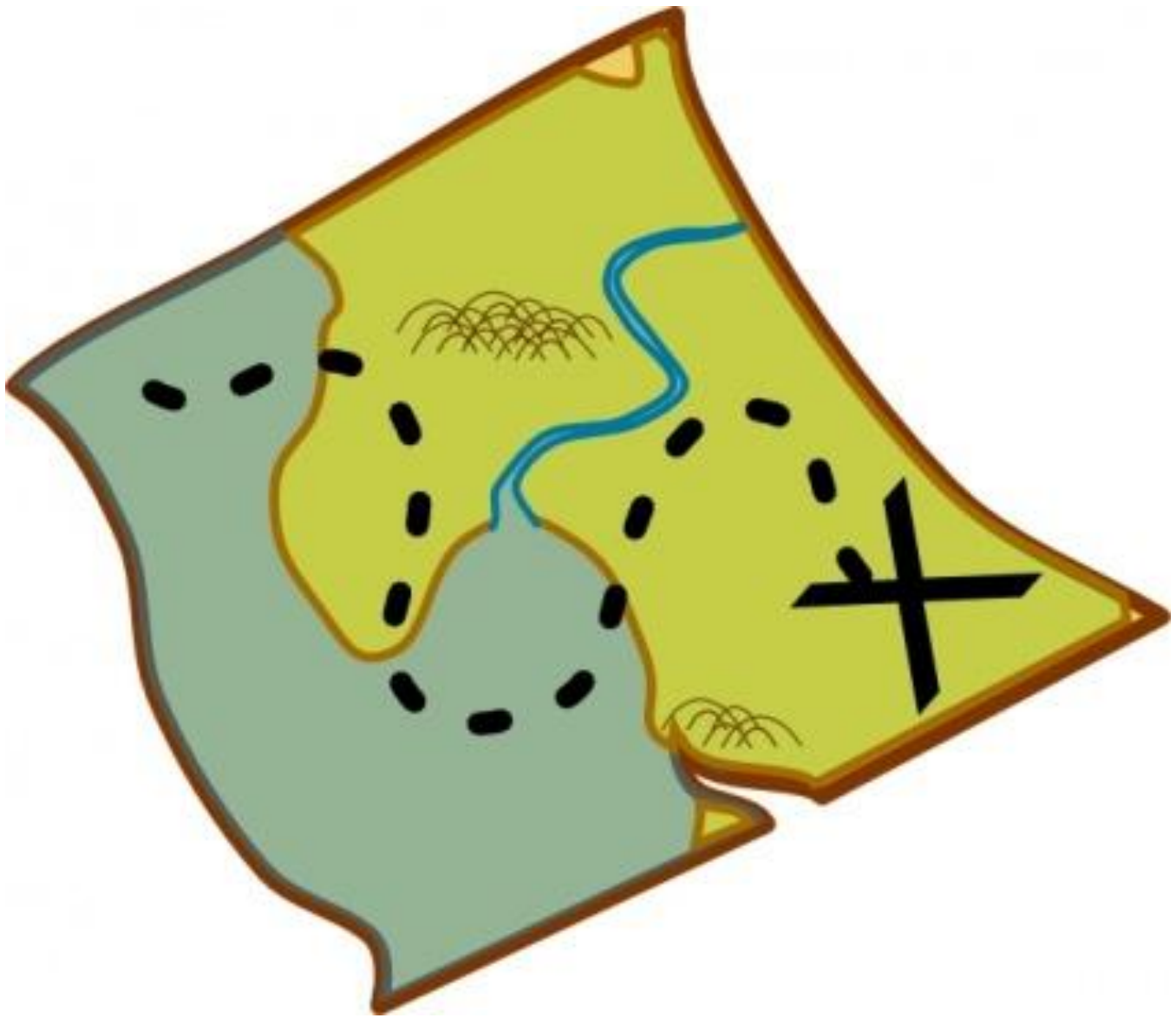
**Cub Scout #5:** Be Careful with Fire

**Cub Scout #6:** Respect Wildlife

**Cub Scout #7:** Be Kind to Other Visitors

Thank you, Cub Scouts! Remember to Leave No Trace!





# **Cub Scout #1: Know Before You Go**





## **Cub Scout #2: Choose the Right Path**





# **Cub Scout #3: Trash Your Trash**



## **Cub Scout #4: Leave What You Find**



# **Cub Scout #5: Be Careful With Fire**



# **Cub Scout #6: Respect Wildlife**





## **Cub Scout #: Be Kind to Other Visitors**

Name \_\_\_\_\_

## **April Week 1**

### **Home Assignment – Wolf**

#### **Paws on the Path Adventure, Requirement 5**

**Go on a 1-mile hike with your family. Watch and record two interesting things that you've never seen before.**

Walk at a steady pace, stay with your family and give everyone space to enjoy the trail quietly. Stop and rest when needed. Make sure you have your water bottles and drink when you are thirsty. Listen for birds, mammals, insects, and other creatures along the way. Use your eyes, ears, and sense of smell to enjoy nature all around you. See if you can spy two interesting things that you have not seen before.

Two interesting things that I saw:

1.

---

2.

---

---

Akela's OK

Date

**Return this paper to Cub Scout meeting after you have completed the assignments.**

Name \_\_\_\_\_

## **April Week 1**

### **Home Assignment – Wolf**

#### **Paws on the Path Adventure, Requirement 5**

**Go on a 1-mile hike with your family. Watch and record two interesting things that you've never seen before.**

Walk at a steady pace, stay with your family and give everyone space to enjoy the trail quietly. Stop and rest when needed. Make sure you have your water bottles and drink when you are thirsty. Listen for birds, mammals, insects, and other creatures along the way. Use your eyes, ears, and sense of smell to enjoy nature all around you. See if you can spy two interesting things that you have not seen before.

Two interesting things that I saw:

1.

---

2.

---

---

Akela's OK

Date

**Return this paper to Cub Scout meeting after you have completed the assignments.**



Name \_\_\_\_\_

## **April Week 1**

Home Assignment – Bear

### **Bear Necessities Adventure, Requirement 7 (Bear Handbook, page 53)**

**Help set up a tent. Pick a good spot for the tent, and explain to your parent why you picked it.**

When you put up your tent is an important part of being comfortable on a campout. Our tent should be in a flat area that is clear of any low spots where water will collect if it rains. It should also be sheltered from strong winds. During cold weather, try to face the door of your tent away from the wind.

---

Akela's OK

Date

**Return this paper to Cub Scout meeting after you have completed the assignments.**

Name \_\_\_\_\_

## **April Week 1**

Home Assignment – Bear

### **Bear Necessities Adventure, Requirement 7 (Bear Handbook, page 53)**

**Help set up a tent. Pick a good spot for the tent, and explain to your parent why you picked it.**

When you put up your tent is an important part of being comfortable on a campout. Our tent should be in a flat area that is clear of any low spots where water will collect if it rains. It should also be sheltered from strong winds. During cold weather, try to face the door of your tent away from the wind.

---

Akela's OK

Date

**Return this paper to Cub Scout meeting after you have completed the assignments.**

